






499 Main St. P.O.Box 93010  
Brampton ON L6Y 1N0 Canada  
info@hospitalityneedsinc.com  
T 905 874 9221

# Banquet Furniture









# Welcome Tray

## Features:

Elegant design  
100% food safe melamine material  
Easy to clean  
Fit different model kettles  
Available in black and ivory colours

Art.	Specifications	Color
ES6335	Main tray, L385 × W308 × H22mm	Ivory
ES6336	Main tray with hole for kettle fixation L385 × W308 × H22mm	Ivory
ES6337	Service tray, L335 × W132 × H11mm	Ivory
ES6338	Sachet tray, L155 × W115 × H30/50mm	Ivory



Art.	Specifications	Color
ES6331	Main tray, L385 × W308 × H22mm	Black
ES6332	Main tray with hole for kettle fixation L385 × W308 × H22mm	Black
ES6333	Service tray, L335 × W132 × H11mm	Black
ES6334	Sachet tray, L155 × W115 × H30/50mm	Black

# Electric Kettles & Trays



ES1019



## Features:

- 0.8L capacity
- 360 degree rotation and cordless
- Concealed heating element
- Auto shut-off, boil dry protection
- Replaceable filter
- Water level window
- Power indicator light
- Energy saving 1100W
- UK or Euro plug
- CE approved



ES1019.HT

Art.	Specifications	Color
ES1019	0.8L, 220-240V, 50/60Hz	Ivory
ES1019.HT	Three trays plus one kettle ES6336 main tray/ES6337 service tray ES6338 sachet tray/ES1019 electric kettle	Ivory

## Features:

- 0.8L capacity
- 360 degree rotation and cordless
- Concealed heating element
- Auto shut-off, boil dry protection
- Replaceable filter
- Water level window
- Power indicator light
- Energy saving 1100W
- UK or Euro plug
- CE approved



ES1018



Art.	Specifications	Color
ES1018	0.8L, 220-240V, 50/60Hz	Black
ES1018.HT	Three trays plus one kettle ES6332 main tray/ES6333 service tray ES6334 sachet tray/ES1018 electric kettle	Black



ES1018.HT

### Features:

1.0L capacity  
360 degree rotation and cordless  
Concealed heating element  
Strix controlled  
Auto shut-off, boil dry protection  
Water level guage  
High quality stainless steel finishing  
Power indicator light  
UK or Euro plug  
CE approved

Art.	Specifications	Color
ES1013	1.0L, 220-240V, 50/60Hz, 1200W	s/s brushed
ES1013.HT	Two trays plus one kettle ES6341/ES6342/ES1013	Black
ES6341	Leatherette minibar tray L460 x W350 x H50mm	Black
ES6342	Leatherette sachet tray L160 x W115 x H35/55mm	Black



ES1013



ES1013.HT

ES6341



ES1014



ES1014.HT

### Features:

1.0L capacity  
360 degree rotation and cordless  
Concealed heating element  
Auto shut-off, boil dry protection  
Water level guage  
Power indicator light  
Stainless steel with brushed finish  
Energy saving 1100W  
UK or Euro plug  
CE approved

Art.	Specifications	Color
ES1014	1.0L, 220-240V, 50/60Hz	s/s brushed
ES1014.HT	Three trays plus one kettle ES6332 main tray/ES6333 service tray ES6334 sachet tray/ES1014 electric kettle	Black



# Ironing Centres



ES2014



Non-stick soleplate

## Features:

Specially designed for hotel use  
Safe auto shut-off system:  
-horizontal position after 30 seconds  
-vertical position after 8 minutes  
Non-stick soleplate  
ON and READY indicator light  
Dry/steam/spray/blast functions  
2m power cord  
220-240V 50Hz 1600W  
UK or Euro plug  
CE approved

Art.	Specifications	Color
ES2014	Dry/steam, 1600W with VDE/BS plug	Silver



ES2021



ES2022



Hang-up hook for board storage

## Features:

Iron organiser  
Heat resistant  
Fit most iron sizes  
Cable storage compartment  
Mount with hook for easy board storage  
Black and white colours

Art.	Specifications	Color
ES2021	W140 x D115 x H310mm, Hook is included	White
ES2022	W140 x D115 x H310mm, Hook is included	Black



Whole set hang up  
in wardrobe

### Features:

Steel mesh top for easy steam permeability  
Heat resistant iron rest  
Double V leg and tubular construction; more stable  
Height adjustment up to 83cm  
Non-slip end caps on each leg for extra stability  
Mechanism locking system  
Scorch resistant metalized cover  
Black and silver colours

Art.	Specifications	Color
ES2201	Ironing surface: L915 x W320mm Folded size: W335 x H1300mm	Black
ES2202	Ironing surface: L915 x W320mm Folded size: W335 x H1300mm	Silver

### Features:

Specially designed for hotel guest room  
Steel mesh top for easy steam permeability  
Lightweight and compact for easy hang-up wardrobe storage  
V leg and tubular construction, more stable  
Height adjustment  
Non-slip end caps on each leg for extra stability  
Detachable iron holder for packing space saving, power cable tidy  
Scorch resistant metalized cover  
Folded size with iron holder: W360 x D235 x H1360mm  
Folded size without iron holder: W360 x H1260mm



ES2209



ES2023

ES2209.IS

Art.	Specifications	Color
ES2209	Ironing surface: L1100 x W340mm	Silver cover Black frame
ES2023	L388 x W116 x H40mm	Black
ES2209.IS	One ES2209 ironing board One ES2014 steam iron One ES2023 iron holder	Silver



# Hair Dryers




ES1001A

## Features:

Two heat selections  
Over-heating and circuit protection  
Main power and Micro-sensitive power buttons  
Dual voltage shaver socket 110V/220V  
Impact resistant  
Spiral cord with good flexibility  
Power indicator light  
Wall mounted

## Specifications:

Voltage & power 220V 50Hz 1200W  
Current 5.5A  
Insulation protection class II   
Airflow rate 12m/s  
Airflow 75m³/h  
CE approved




ES1002A

## Features:

Two heat selections  
Over-heating and circuit protection  
Main power and Micro-sensitive power buttons  
Dual voltage shaver socket 110V/220V  
Impact resistant  
Spiral cord with good flexibility  
Power indicator light  
Wall mounted or drawer mounted

## Specifications:

Voltage & power 220V 50Hz 1200W  
Current 5.5A  
Insulation protection class II   
Airflow rate 12m/s  
Airflow 75m³/h  
CE approved




ES1008

## Features:

Hi & Low two heat selections  
Over-heating and circuit protection  
Micro-sensitive power button  
Impact resistant  
Straight cord with length of 155cm  
Convenient storage bag is optional

## Specifications:

Voltage & power 220V 50Hz 1000W  
Current 4.5A  
Insulation protection class II   
Airflow rate 10m/s  
Airflow 54m³/h  
CE approved

Art.	Details	Color
ES1001A	With shaver socket, 1200W	White
ES1001B	Without shaver socket, 1200W	White
ES1002A	With shaver socket, 1200W	White
ES1002B	With LED light, 1200W	White
ES1008	Foldable, 1000W	White



ES1003A




ES1007

### Features:

Hi & Low two heat selections  
Over-heating and circuit protection  
Main power and Micro-sensitive power buttons  
Dual voltage shaver socket 110V/220V  
Impact resistant  
Spiral cord with good flexibility  
Wall mounted

### Specifications:


Voltage & power 220V 50/60Hz 1200W  
Current 5.4A  
Insulation protection class II   
Airflow rate 13m/s  
Airflow 71m³/h  
CE approved

Art.	Details	Color
ES1003A	With shaver socket, 1200W	White
ES1003B	Without shaver socket, 1200W	White
ES1007	Storage bag is optional, 1200W	White

### Features:

Hi & Low two heat selections  
Over-heating and circuit protection  
Main power and Micro-sensitive power buttons  
Impact resistant  
Spiral cord with good flexibility  
Wall mounted

### Specifications:

Voltage & power 220V 50/60Hz 1200W  
Current 5.4A  
Insulation protection class II   
Airflow rate 9.4m/s  
Airflow 71m³/h  
CE approved



ES1006




ES1005

ES1004

### Features:

Hi & Low two heat selections  
Over-heating and circuit protection  
Main power and Micro-sensitive power buttons  
Dual voltage shaver socket 110V/220V  
Impact resistant  
Spiral cord with good flexibility  
Power indicator light and waterproof cover  
Wall mounted

### Specifications:

Voltage & power 220V 50/60Hz 1200W  
Current 5.4A  
Insulation protection class II   
Airflow rate 9.4m/s  
Airflow 71m³/h  
CE approved

Art.	Details	Color
ES1004	With shaver socket, 1200W	White
ES1005	Without shaver socket, 1200W	White
ES1006	Without shaver socket, 1200W	White

# Hand Dryers & Weighing Scales




ES1009A

## Features:

- Different heat selections
- Over-heating and circuit protection
- Dual voltage shaver socket 110V/220V
- 15 minutes timer control
- Waterproof and safety construction
- Energy saving
- Flexible hose
- Easy installation

## Specifications:


Voltage & power 220V 50Hz 700W  
Current 3.1A  
Insulation protection class II   
Airflow rate 10m/s  
Airflow 83.5m³/h  
CE approved



ES1101

Easton hand dryers are made by highest quality materials and components. Aluminum alloy shell with fire resistant and waterproof coating, nondeforming and safe. Quick reaction auto infrared sensor, quiet and long-life motor, it's convenient and reliable. They are the best choice of hotel and restaurant.


## Specifications:

Voltage & power 220V 50Hz 1800W  
Current 8A  
Insulation protection class II   
Airflow rate 18m/s  
Airflow 147m³/h  
CE approved



ES1102

## Specifications:

Voltage & power 220V 50Hz 1600W  
Current 7A  
Insulation protection class II   
Airflow rate 10.6m/s  
Airflow 162m³/h  
CE approved

Art.	Details	Color
ES1019A	With shaver socket	White
ES1019B	Without shaver socket	White
ES1101	Automatic type	White
ES1102	Automatic type	White



**Features:**

Mechanical type  
Large black dial for easy to read  
Grey-striped surface for anti-slip  
KG and LB two measurements  
Capacity up to 180kg/396lb  
Dimensions 306 x 316 x 52mm



ES4420



ES4411

**Features:**

Compact and ultra-slim design  
Large LCD display with backlight  
High precision strain gauge sensors  
Auto zero and auto off functions  
8mm thick tempered glass platform  
Over load and low battery indication  
KG and LB selector  
Capacity up to 180kg/396lb  
Power 2 x 3V CR 2032 lithium batteries  
Silver and black colours  
Dimensions 300 x 300 x 24mm

Art.	Details	Color
ES4410	Digital type, large LCD display	Black
ES4411	Digital type, large LCD display	Silver
ES4420	Mechanical type, Large black dial	Grey



ES4410

### Features:

- Illuminated keypad
- Large LED display
- Visual and audio operating signals
- 4 digits code
- Emergency handheld override for safe openings
- 100 last events audit trail
- Low battery indicator(by press button)
- Auto sleep mode for energy saving
- Automatic lockout for 15 minutes after 3 tries
- Motorized locking system
- Scratch resistant powder coat finish
- Standard colours black and ivory

### Specifications:

2mm cold rolled steel body  
5mm cold rolled steel door  
Two 19mm diameter hardened steel locking bolts  
Size: W430 x D360 x H200mm



ES1028/Ivory



**Electronic handheld override for no battery power opening and audit functions**

Art.	Details	Color
ES1028	Fit laptop,operated 4 xAA battery cells Internal power supply is optional	Black/Ivory

### Features:

- Illuminated keypad
- Large LED display
- Visual and audio operating signals
- 4 digits code easy to operate
- Inside light for guest convenience
- Emergency mechanical key and master code for safe openings
- Backup battery case for no battery power
- Low battery indicator(by press button)
- Auto sleep mode for energy saving
- Automatic lockout for 5 minutes after 5 tries
- Motorized locking system
- Scratch resistant powder coat finish
- Standard colours black and ivory

### Specifications:

- 1.8mm cold rolled steel body
- 5mm cold rolled steel door
- Two 19mm diameter hardened steel locking bolts
- Size:W420 × D350 × H220mm



ES1030/Black



ES1030/Ivory



ES1029/Ivory



ES1029/Black

### Features:

- LED display
- Visual and audio operating signals
- 4 digits code easy to operate
- Inside light for guest convenience
- Emergency mechanical key and master code for safe openings
- Backup battery box for incase no battery power
- Low battery indicator(by press button)
- Auto sleep mode for energy saving
- Automatic lockout for 5 minutes after 5 tries
- Motorized locking system
- Scratch resistant powder coat finish
- Standard colours black and ivory

### Specifications:

- 1.8mm cold rolled steel body
- 5mm cold rolled steel door
- Two 19mm diameter hardened steel locking bolts
- Size:W420 × D350 × H220mm

Art.	Details	Color
ES1029	Fit laptop,operated 4 ×AA battery cells	Black/Ivory
ES1030	Fit laptop,operated 4 ×AA battery cells	Black/Ivory



# Magnifying Mirrors



ES3004

## Features:

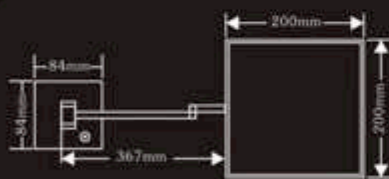
Single sided mirror with 3 times magnification  
Twin arm  
LED light  
Mirror diameter 190mm  
AC 110-240V  
Chrome finish



ES3008

## Features:

Desktop type  
Double sided mirror, plain and 3 times magnification  
LED light  
Mirror diameter 190mm  
AC 110-240V  
Chrome finish

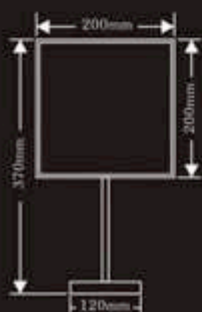


## Features:

Single sided mirror with 3 times magnification  
Twin arm  
LED light  
Ultra thin  
Mirror size 200 x 200mm  
AC 110-240V  
Brass material with chrome finish



ES3009

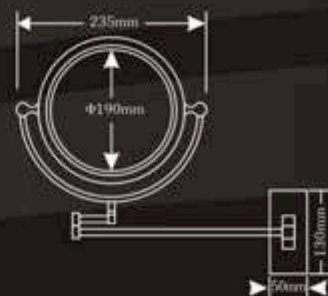


## Features:

Free standing  
Single sided mirror with 3 times magnification  
LED light  
Ultra thin  
Operated by 4 x AA batteries (Battery is not included)  
Light automatically turn on/off when touch mirror button  
Mirror size 200 x 200mm  
Brass material with chrome finish

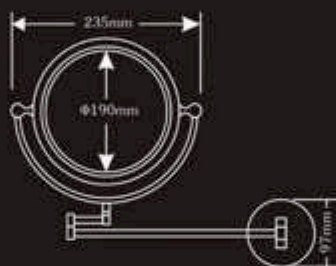


ES3001



**Features:**

Double sided mirror, plain and 4 times magnification  
Free adjustment twin arm  
Invisible screws  
Rectangle base  
Mirror diameter 190mm  
Chrome finish



ES3002



ES3003

**Features:**

Desktop design  
Double sided mirror, plain and 5 times magnification  
Height adjustment  
Mirror diameter 190mm  
Chrome finish



# Waste Bins



ES8003

## Features:

Oval shape  
Double layer, concealed rubbish bag  
Covered with coffee matted leatherette  
Powder coat metal inner layer, durable and fire resistant  
Fixed s/s ring on the top  
Rubber rim at the bottom for floor protection



ES8006



ES8007



ES8005

## Features:

Round shape  
Double layer, concealed rubbish bag  
Covered with leatherette  
Powder coat metal inner layer, durable and fire resistant  
Fixed s/s ring on the top  
Rubber rim at the bottom for floor protection

Art.	Specifications	Color
ES8003	Oval shape, L260 x W190 x H270mm, 10L	Coffee
ES8005	Round shape, $\Phi$ 225 x H270mm, 10L	Brushed s/s
ES8006	Round shape, $\Phi$ 225 x H270mm, 10L	Brown
ES8007	Round shape, $\Phi$ 225 x H270mm, 10L	Ivory



ES8012



ES8010



ES8011

## Features:

Oval shape  
Double layer, concealed rubbish bag  
Covered with leatherette  
Powder coat metal inner layer, durable and fire resistant  
Fixed s/s ring on the top  
Rubber rim at the bottom for floor protection



ES8015



ES8016

## Features:

Single layer  
Covered with leatherette outside  
Powder coat metal inside, durable and fire resistant  
Fixed s/s ring on the top  
Rubber rim at the bottom for floor protection


Art.	Specifications	Color
ES8010	Oval shape, L260 x W190 x H270mm, 10L	Black powder
ES8011	Oval shape, L260 x W190 x H270mm, 10L	Brown
ES8012	Oval shape, L260 x W190 x H270mm, 10L	Ivory
ES8015	Round shape, $\Phi$ 225 x H270mm, 10L	Black leatherette
ES8016	Oval shape, L255 x W185 x H270mm, 10L	Brown



### Features:

Practical and classic design for hotel room use  
Round shape  
Single layer  
Stainless steel material with mirror finish  
Leatherette covered is available on request

Art.	Specifications	Color
ES8008	Round shape, $\Phi 207 \times H285$ mm, 7L	Polished s/s
ES8009	Round shape, $\Phi 207 \times H285$ mm, 7L	Black leatherette



ES8009



ES8008



ES8020



ES8019



ES8018

### Features:

Quality stainless steel material  
Fire safe construction design  
Plastic liner for easy cleaning  
Different capacities are available

Art.	Specifications	Color
ES8018	$\Phi 168 \times H262$ mm, 3L	Polished
ES8019	$\Phi 205 \times H275$ mm, 5L	Polished
ES8020	$\Phi 250 \times H395$ mm, 12L	Polished



ES8026

### Features:

Square shape  
Leatherette outer layer  
Powder coat metal inner liner  
Quick and easy to clean



ES8022



ES8024

### Features:

Durable plastic material  
Impact, scratch and fire resistance  
Easy cleaning  
Black and ivory colors



ES8027



Plastic inner liner

### Features:

Rectangle shape  
Leatherette outer layer  
Fire retardant plastic inner liner  
Concealed rubbish bag  
Quick and easy to clean

Art.	Specifications	Color
ES8022	L275 $\times$ W210 $\times$ H316mm, 14L	Ivory
ES8024	L275 $\times$ W210 $\times$ H316mm, 14L	Black
ES8026	Top230 $\times$ Bottom178 $\times$ H300mm	Brown
ES8027	Top263/193 $\times$ Bottom222/155 $\times$ H275mm	Coffee

# Ashtray Bins & Ice Buckets



ES8031



ES8030

## Features:

Specially designed to use at hotel lobby  
Brushed s/s frame  
Quality marble basin on the top  
Easy to empty and clean inner liner  
Rubber pads at the bottom for floor protection



ES8033



ES8034

## Features:

Designed for indoor applications  
Round shape  
Stainless steel swivel lid  
Brushed s/s and black powder coat body  
Easy to empty and clean inner liner



ES8036



ES8037

## Features:

Designed for indoor applications  
Rectangle shape  
Stainless steel lid with ashtray  
Brushed s/s and black powder coat finish body  
Easy to empty and clean inner liner



ES8039



ES8038

Art.	Specifications	Color
ES8030	L320 x W300 x H800mm	Black
ES8031	L280 x W220 x H770mm	Brushed s/s
ES8033	Φ300 x H635mm	Black
ES8034	Φ300 x H635mm	Brushed s/s
ES8036	Φ250 x H600mm	Black
ES8037	Φ250 x H600mm	Brushed s/s
ES8038	L300 x W240 x H620mm	Black
ES8039	L300 x W240 x H620mm	Brushed s/s



ES4005B

**Features:**

Double layer design  
Stainless steel material  
Brushed and polished finishes are available  
Ice tong is included  
1.2L capacity



ES4006

**Features:**

Double layer design  
Stainless steel material  
Brushed finish  
Concealed ice tong, convenient & space saving  
Durable handle  
1.2L capacity



ES4007L



ES4007S

**Features:**

Double layer design  
Stainless steel material  
Ice tong is included  
Circular handle at each sides  
1.0L and 2.0L capacities



ES4008

**Features:**

Single layer design  
Luxury leatherette fully wrapped outside  
Stainless steel insert  
Wooden handle on the lid  
Ice tong is included  
Base tray is optional on request  
1.2L capacity

Art.	Specifications	Color
ES4005B	Top $\Phi$ 137 × Bottom $\Phi$ 116 × H140/195mm, 1.2L	Brushed
ES4005P	Top $\Phi$ 137 × Bottom $\Phi$ 116 × H140/195mm, 1.2L	Polished
ES4006	$\Phi$ 140 × H140/198mm, 1.2L	Brushed
ES4007S	$\Phi$ 120 × H126/173mm, 1.0L	Brushed
ES4007L	$\Phi$ 140 × H153/200mm, 2.0L	Brushed
ES4008	$\Phi$ 140 × H153/185mm, 1.2L	Black



# Leather Products



**Classic black series**

Art.	Item name	Specifications	Color
01	Guest directory	W280 × H340mm	Black
02	VIP folder	W240 × H320mm	Black
03	Check in folder	W240 × H320mm	Black
04	Notepad holder	W140 × H200mm	Black
05	Bill folder	W140 × H260mm	Black
06	Minibar list holder	W130 × H230mm	Black
07	Square tissue box	L130 × W130 × H130mm	Black
08	TV Remote holder	W80 × D80 × H170mm	Black
09	Rectangle tissue box	L260 × W140 × H75mm	Black



**Classic coffee series**

Art.	Item name	Specifications	Color
01	Compendium folder	W250 × H320mm,3 pages	Coffee
02	VIP folder	W240 × H320mm	Coffee
03	Laundry list holder	W240 × H350mm	Coffee
04	TV Remote holder	W230 × D60 × H240mm	Coffee
05	Alarm clock	W120 × D60 × H160mm	Coffee
06	Bill folder(3 pages)	W140 × H230mm	Coffee
07	Minibar list holder	W120 × H210mm	Coffee
08	Rectangle tissue box	L240 × W120 × H70mm	Coffee
09	Sachet tray	L220 × W115 × H35/55mm	Coffee
10	Blotter	W420 × H320mm	Coffee
11	Notepad holder	W155 × H165mm	Coffee



### Sky blue series


Art.	Item name	Specifications	Color
01	Guest directory	W240 × H320mm	Sky blue
02	Notepad holder	W160 × H195mm	Sky blue
03	Bill folder	W160 × H270mm	Sky blue
04	TV Remote holder	W77 × D80 × H180mm	Sky blue
05	Magazine rack	W275 × D100 × H185mm	Sky blue
06	Sachet tray	L155 × W115 × H35/55mm	Sky blue
07	Kettle tray	L400 × W290 × H30mm	Sky blue
08	Rectangle tissue box	L240 × W130 × H70mm	Sky blue



### Navy blue series

Art.	Item name	Specifications	Color
01	Guest directory	W160 × H320mm	Navy blue
02	Minibar list holder	W120 × H225mm	Navy blue
03	TV Remote pouch	W110 × H210mm	Navy blue
04	Stationery box	W255 × D195 × H45mm	Navy blue
05	Notepad holder	W165 × H190 × T16mm	Navy blue
06	Service tray	L400 × W300 × H50mm	Navy blue

# Leather Products



## Coffee straw mat series

Art.	Item name	Specifications	Color
01	Rectangle tissue box	L240 × W130 × H80mm	Coffee
02	TV remote holder	L85 × W60 × H155mm	Coffee
03	Sachet tray	W85 × D100 × H50mm	Coffee
04	Service tray	L270 × W210 × H45mm	Coffee
05	Minibar tray	L400 × W335 × H45mm	Coffee



## Black straw mat series

Art.	Item name	Specifications	Color
01	Check in folder	W230 × H330mm	Black
02	Guest directory	W240 × H320mm	Black
03	Bill folder	W130 × H220mm	Black
04	Square tissue box	L140 × W140 × H145mm	Black
05	Rectangle tissue box	L240 × W130 × H80mm	Black
06	Amenities tray	L320 × W225 × H35mm	Black

Art.	Item name	Specifications	Color
ES8078	Shoe basket	L400 × W340 × H85mm	Black
ES8079	Shoe basket	L330 × W220 × H230mm	Black
ES8080	Shoe basket	L345 × W265 × H35/80mm	Coffee







Art.	Item name	Specifications	Color
ES8120	DND Sign	W100 × H170mm	Red
ES8121	Door sign	W100 × H170mm	Pink
ES8122	Door sign	W100 × H170mm	White
ES8123	Door sign	W75 × H135mm	Light blue



Art.	Item name	Specifications	Color
ES8087	Amenities box	W250 × D200 × H90mm	Brown
ES8088	Amenities box	W250 × D300 × H145mm	Black
ES8089	Amenities tray	L350 × W248 × H30mm	Sky blue



Art.	Item name	Specifications	Color
ES8124	Jewelry box	W210 × D160 × H60mm	Black



# Wooden Products



ES8090



ES8091



ES8092



ES8093

Art.	Item name	Specifications	Color
ES8090	Amenities tray	L360 × W250 × H60mm, MDF board	Mahogany
ES8091	Amenities tray	L330 × W220 × H50mm, Solid wood	Walnut
ES8092	Amenities box	L251 × W204 × H152mm, MDF board	Mahogany
ES8093	Amenities box	L275 × W275 × H100mm, MDF board	Black



ES8094



ES8095

Art.	Item name	Specifications	Color
ES8094	Minibar holder	L305 × W235 × H120mm, MDF board	Mahogany
ES8095	Service tray	Black lacquered with high brightness L458 × W358 × H50mm	Black



Art.	Item name	Specifications	Color
ES8096	Square tissue box	L140 × W140 × H145mm,MDF board	Mahogany
ES8097	Rectangle tissue box	L246 × W135 × H74mm,MDF board	Mahogany
ES8099	Magazine rack	W205 × D120 × H160mm,MDF board	Black
ES8101	Magazine rack	W265 × D80 × H155mm,MDF board	Mahogany



Art.	Item name	Specifications	Color
ES8102	Tea holder	L155 × W83 × H45mm,MDF board	Mahogany
ES8103	TV remote holder	L120 × W95 × H180mm,MDF board	Mahogany
ES8104	Service tray	L395 × W290 × H40mm,MDF board	Black
ES8105	Service tray	L470 × W320 × H25mm,MDF board	Walnut



# Luxury Valet Stands & Luggage Racks



ES6016

## Features:

Practical and classic design  
Easy installation construction  
Made of solid wood  
Shipped unassembled(Assembly instructions provided)



ES6017

## Features:

Simple and elegant design  
Heavy duty base, more stable  
Easy installation construction  
Made of solid wood  
Shipped unassembled(Assembly instructions provided)



ES6018

## Features:

Practical and classic design  
Easy installation construction  
Made of solid wood  
Shipped unassembled(Assembly instructions provided)

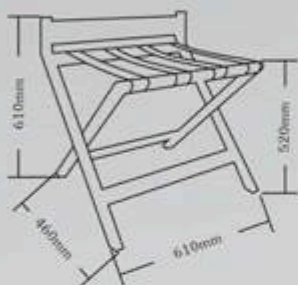
Art.	Specifications	Color
ES6016	W445 × D325 × H1100mm	Walnut
ES6017	Base diameter360 × W471 × H1150mm	Walnut
ES6018	W445 × D350 × H1090mm	Walnut



ES6021

**Features:**

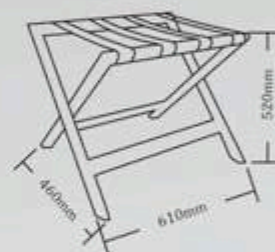
Heavy duty design  
With back bar  
4 black durable straps  
Easy fold-up  
Made of solid wood  
Walnut color



ES6022

**Features:**

Heavy duty design  
4 black durable straps  
Easy fold-up  
Made of solid wood  
Walnut color



ES6023

**Features:**

Strong metal frame with silver chrome  
With back bar  
4 black durable straps  
Easy fold-up



ES6024

**Features:**

Strong metal frame with silver chrome  
4 black durable straps  
Easy fold-up



# Wooden Hangers

## Features:

Coat, male, female, kids hangers, etc are available  
 With different shapes and thicknesses  
 Natural beech, mahogany and black three regular colours  
 Open metal hook and clips are available in silver, brass and stained finishes  
 Security ring is optional on request  
 Wood cross rod with rubber tube or ribbed rubber



Art.	Item name	Specifications	Color
ES0019R	Coat hanger	Width 44.5cm, thickness 4.5cm Silver hook, rubber tube cross rod	Natural beech
ES0019F	Coat hanger	Width 44.5cm, thickness 4.5cm Silver hook, ribbed rubber cross rod	Natural beech
ES6612	Male hanger	Width 44.5cm, thickness 1.2cm Silver security ring, wood cross rod	Natural beech
ES6616	Male hanger	Width 44.5cm, thickness 1.6cm Silver hook, ribbed rubber cross rod	Natural beech
ES6620	Female hanger	Width 44.5cm, thickness 2.0cm Silver hook and clips	Natural beech




Art.	Item name	Specifications	Color
ES0020R	Coat hanger	Width 44.5cm, thickness 4.5cm Silver hook, rubber tube cross rod	Mahogany
ES0020F	Coat hanger	Width 44.5cm, thickness 4.5cm Silver hook, ribbed rubber cross rod	Mahogany
ES6613	Male hanger	Width 44.5cm, thickness 1.2cm Silver security ring, rubber tube cross rod	Mahogany
ES6617	Male hanger	Width 44.5cm, thickness 1.6cm Silver hook, ribbed rubber cross rod	Mahogany
ES6621	Female hanger	Width 44.5cm, thickness 2.0cm Silver hook and clips	Mahogany





### Features:

Ivory and black two regular colours  
Wood core padded with sponge  
Covered with satin fabric  
Open metal hook is optional in silver and brass finishes



Art.	Item name	Specifications	Color
ES0021R	Coat hanger	Width 44.5cm,thickness 4.5cm Stained hook,rubber tube cross rod	Black
ES0021F	Coat hanger	Width 44.5cm,thickness 4.5cm Stained hook,ribbed rubber cross rod	Black
ES6622	Female hanger	Width 44.5cm,thickness 2.0cm Stained hook and clips	Black
ES6623	Kids hanger	Width 44.5cm,thickness 2.0cm Stained hook,rubber tube cross rod	Black
ES6624	Satin hanger	Silver hook,width 39cm	Ivory
ES6625	Satin hanger	Silver hook,width 39cm	Black



Art.	Item name	Specifications	Color
ES6630	Laundry hanger	Plastic material, Width 40.5cm,height 23.5cm	Black
ES6631	Laundry hanger	Plastic material, Width 40.5cm,height 23.5cm	White
ES6632	Staff hanger	Silver metal wrapped with plastic With clips,width 42cm,height 19.5cm	Black
ES6633	Staff hanger	Silver metal wrapped with plastic Width 42cm,height 19.5cm	Black



### Features:

Round head  
Soft brush with hanging strap  
Coating on the surface  
Natural beech and mahogany  
38cm length



### Features:

Square head  
Soft brush with hanging strap  
Coating on the surface  
Natural beech and mahogany  
38cm length



### Features:

Square head  
Foot-matching design with hanging strap  
Coating on the surface  
Natural beech and mahogany  
38cm length

# Rollaway Extra Beds & Amenities Holders



ES7706

## Features:

Specially designed for hotel room use  
Strong tubular frame, more stable  
10cm mattress with high density sponge for extra durability  
Wooden headboard  
Heavy duty wheels  
Easy to fold and unfold



ES7707

## Features:

Standing type design specially for hotel room use  
Strong tubular frame, more stable  
Can be stored upright to save space  
Wooden headboard fully wrap around cushion  
Full-size spring mattress with thickness of 20cm  
Heavy duty wheels



ES7708



## Features:

Specially designed for hotel room use  
Strong tubular frame, more stable  
12cm mattress with high density sponge for extra durability  
Wooden headboard  
Heavy duty wheels  
Easy to fold and unfold



ES7710



## Features:

Specially designed for hotel room use  
Strong tubular frame, more stable  
9cm mattress with high density sponge for extra durability  
Wooden headboard  
Heavy duty wheels  
Easy to fold and unfold

Art.	Specifications	Color
ES7706	10cm mattress, L1930 × W920 × H550mm	Grey
ES7707	20cm mattress, L2000 × W1050 × H580mm	Grey
ES7708	12cm mattress, L1950 × W950 × H400mm	Grey
ES7710	9cm mattress, L1950 × W950 × H400mm	Blue



## Features:

Modern and elegant design  
High grade resin material with black shiny finish  
Waterproof and convenient to care  
Easy to match entire bathroom decoration

Art.	Item name	Specifications	Color
ES7001	Square tissue box	L135 × W132 × H145mm	Black
ES7002	Bath salts container	L90 × W80 × H100mm	Black
ES7003	Soap dish	L80 × W80 × H17mm	Black
ES7004	Vase	L53 × W53 × H180mm	Black
ES7005	Liquid soap dispenser	L90 × W80 × H90mm	Black
ES7006	Amenities holder	L285 × W250 × H38mm	Black
ES7007	Towel tray	L230 × W150 × H20mm	Black
ES7008	Amenities tray	L340 × W210 × H25mm	Black



## Features:

Modern and elegant design  
High grade resin material with shiny finish  
Waterproof and convenient to care  
Easy to match entire bathroom decoration

Art.	Item name	Specifications	Color
ES7019	Square tissue box	L127 × W127 × H100mm	White
ES7020	Vase	Bottom 64 × Top 55 × H180mm	White
ES7021	Liquid soap dispenser	L90 × W80 × H90/150mm	White
ES7022	Bath salts container	L90 × W80 × H90/100mm	White
ES7023	Soap dish	L115 × W80 × H24mm	White
ES7024	Amenities tray	L320 × W110 × H30mm	White

## Features:

Modern and elegant design  
High grade resin material with marble finish  
Waterproof and convenient to care  
Easy to match entire bathroom decoration

Art.	Item name	Specifications	Color
ES7010	Square tissue box	L135 × W132 × H145mm	Marble
ES7011	Bath salts container	L90 × W80 × H100mm	Marble
ES7012	Soap dish	L80 × W80 × H17mm	Marble
ES7013	Vase	L53 × W53 × H180mm	Marble
ES7014	Liquid soap dispenser	L90 × W80 × H90mm	Marble
ES7015	Amenities holder	L285 × W250 × H38mm	Marble
ES7016	Towel tray	L230 × W150 × H20mm	Marble
ES7017	Amenities tray	L340 × W210 × H25mm	Marble





# Alarm Clocks & Emergency Torches



ES9004

## Features:

Glass body with silver metal base  
Mute when in working  
Alarm function  
Operated by 1 x AA battery (Battery is not included)



ES9005

## Features:

Clear acrylic body with wooden base  
Mute when in working  
Clock dial design can be changed on request  
Alarm function  
Operated by 1 x AA battery (Battery is not included)



ES9003

## Features:

Wooden body with gold chromed metal base  
Mute when in working  
Light is on when lift up from table  
Alarm function  
Mahogany colour  
Operated by 1 x AA battery (Battery is not included)



ES9007



ES9006

## Features:

Wooden body with chromed metal base  
Mute when in working  
Light is on when lift up from table  
Alarm function  
Black and mahogany colours  
Operated by 1 x AA battery (Battery is not included)

Art.	Specifications	Color
ES9003	L99 x W31 x H125mm	Mahogany
ES9004	L93 x W47 x H137mm	Clear
ES9005	L133 x W42 x H148mm	Clear



### Features:

Wall-mounted design specially for hotel room use  
LED light  
Automatic switch-on/off system:  
-light is on when lift from wall bracket  
-light is off when place back on wall-mounted holder  
Luminous sticker on the holder  
Operated by 4 x AAA batteries(Battery is not included)  
Black and silver colours



### Features:

Wall-mounted design specially for hotel room use  
Krypton light  
Automatic switch-on/off system:  
-light is on when lift from wall bracket  
-light is off when place back on wall-mounted holder  
Luminous sticker on the torch body  
Operated by 2 x D batteries(Battery is not included)  
Black and red colours

Art.	Specifications	Color
ES2117B	W65 x D53 x H210mm	Black
ES2117R	W65 x D53 x H210mm	Red
ES2118B	W55 x D48 x H209mm	Black
ES2118W	W55 x D48 x H209mm	White

Art.	Specifications	Color
ES2116B	W67 x D67 x H233mm	Black
ES2116R	W67 x D67 x H233mm	Red
ES2119B	W32 x D40 x H130mm	Black
ES2119S	W32 x D40 x H130mm	Silver



### Features:

Wall-mounted design specially for hotel room use  
LED light  
Automatic switch-on/off system:  
-light is on when lift from wall bracket  
-light is off when place back on wall-mounted holder  
Luminous sticker on the holder  
Bumper is fixed on each ends of torch  
Operated by 2 x D batteries(Battery is not included)  
Black and red colours



### Features:

Wall-mounted design specially for hotel room use  
Krypton light  
Automatic switch-on/off system:  
-light is on when lift from wall bracket  
-light is off when place back on wall-mounted holder  
Luminous light on the holder  
Operated by 2 x D batteries(Battery is not included)  
Black and white colours



# Luggage Carts & Housekeeping Carts



ES5021

## Features:

Stainless steel construction with high quality brushed finish  
Red carpet  
8" solid wheels  
2 fixed castors and 2 swivel castors  
Bumper is wrapped around at the edge of the platform  
Hanging bar on the top  
Loading capacity up to 200kgs  
Size: L1100 x W650 x H1860mm



ES5023

## Features:

Stainless steel construction with gold chrome finish  
Red carpet  
8" solid wheels  
2 fixed castors and 2 swivel castors  
Bumper is wrapped around at the edge of the platform  
Hanging bar on the top  
Loading capacity up to 200kgs  
Size: L1100 x W610 x H1880mm



ES5012

## Features:

Stainless steel construction with gold chrome finish  
Red carpet  
8" pneumatic wheels  
Foldable design  
Replaceable carpet  
Loading capacity up to 50kgs  
Size: L500 x W390 x H1200mm



ES5022

## Features:

Stainless steel construction with gold chrome finish  
Red carpet  
8" pneumatic wheels  
2 fixed castors and 2 swivel castors  
Bumper is wrapped around at the edge of the platform  
Hanging bar on the top  
Loading capacity up to 200kgs  
Size: L1100 x W650 x H1930mm



ES5013

## Features:

Stainless steel construction with gold chrome finish  
Red carpet  
8" pneumatic wheels  
Foldable design  
Replaceable carpet  
Loading capacity up to 50kgs  
Size: L500 x W380 x H1200mm



ES5011

## Features:

Stainless steel construction with gold chrome finish  
Red carpet  
8" solid wheels  
2 fixed castors and 2 swivel castors  
Bumper is wrapped around at the edge of the platform  
Loading capacity up to 200kgs  
Size: L1050 x W610 x H900mm





ES5033

### Features:

Metal construction with powder coat finish  
Convenient 3 shelves and 1 durable bag  
4 corner bumpers  
8" solid wheels  
2 fixed castors and 2 swivel castors  
Fixed amenities holder on the top  
Loading capacity up to 50kgs  
Size: L930 x W460 x H1110mm



ES5031

### Features:

Stainless steel construction  
Convenient 3 shelves and 2 durable bags  
4 corner bumpers  
8" solid wheels  
2 fixed castors and 2 swivel castors  
Removable amenities holder on the top  
Loading capacity up to 100kgs  
Size: L1340 x W460 x H1180mm



ES5041

### Features:

Stainless steel tubular frame  
Replaceable bags  
Solid wheels  
Size: L900 x W650 x H850mm

### Features:

Metal construction with powder coat finish  
Convenient 3 shelves with door  
2 durable bags  
4 corner bumpers  
8" solid wheels  
2 fixed castors and 2 swivel castors  
Fixed amenities holder with lid  
Loading capacity up to 100kgs  
Size: L1400 x W490 x H1180mm



ES5034

### Features:

Metal construction with powder coat finish  
Convenient 3 shelves and 2 durable bags  
4 corner bumpers  
8" solid wheels  
2 fixed castors and 2 swivel castors  
Fixed amenities holder on the top  
Loading capacity up to 100kgs  
Shipped unassembled  
Size: L1420 x W460 x H1100mm



ES5032

### Features:

Metal tubular frame with powder coat finish  
Foldable  
Replaceable bags  
Solid wheels  
Size: L770 x W500 x H985mm



ES5042

# Bathroom Accessories & Internet Connectors

Art.	Specifications	Color
ES9015	Φ92 × H35mm	Polished
ES9011	W104 × D95 × H150mm, 500ml	Polished
ES9012	W112 × D114 × H200mm, 800ml	Polished
ES9013	L90 × W85 × H220mm	Silver
ES9014	L90 × W85 × H220mm	White

## Features:

Stainless steel material, rust resistant  
2.8m long retractable line  
Polished finish  
Fixings are included



ES9015



ES9012

ES9011



ES9013

ES9014

## Features:

Automatic type  
Plastic outer shell  
24 hours, night time and day time selector  
Built in timer with 7.5, 15 and 30mins three settings  
Power indicator light  
Operated by 2 × D batteries  
White and silver colours

## Features:

Stainless steel material  
Polished finish  
500ml and 800ml capacities

Art.	Specifications	Color
ES9016	Φ120 × H85mm	Silver
ES9017	Φ120 × H85mm	Black
ES9018	Φ120 × H85mm	Silver
ES9019	Φ120 × H85mm	Black
ES9020	L98 × W68 × H28mm	Black & silver
ES9021	Φ95 × H22mm	Black & silver

## Features:

Quality ABS material  
Removable ring for easy faceplate replacing  
Retractable cable with 1.5m long  
Black and silver colours



ES9019



ES9016

## Features:

Quality ABS material  
Removable ring for easy faceplate replacing  
Nonretractable cable with 2m long  
Black and silver colours



ES9020

## Features:

Oval shape  
Zinc alloy plus quality ABS material  
Removable top lid  
Nonretractable cable with 1.5m long  
Acrylic sign for operating manual included

ES9021



## Features:

Round shape  
Zinc alloy plus quality ABS material  
Removable top lid  
Nonretractable cable with 2m long  
Acrylic sign for operating manual included



## Cartless Housekeeping Solution – MOBILE-PACK

